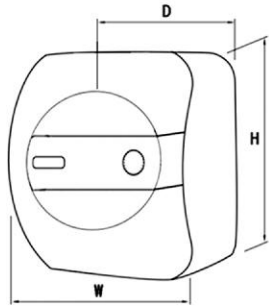
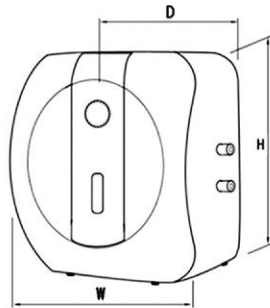


# 제품의 사양 및 구조도

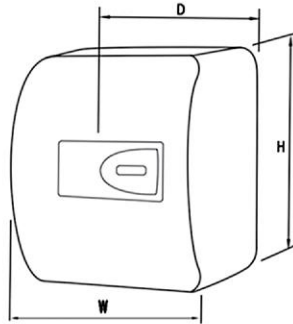
MSW-15L



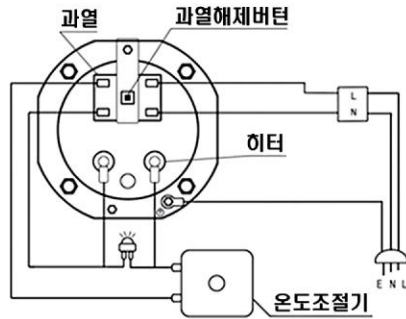
MSW-15LU



MSW-302

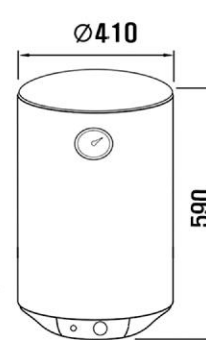


15L,15LU,302 내부구조도

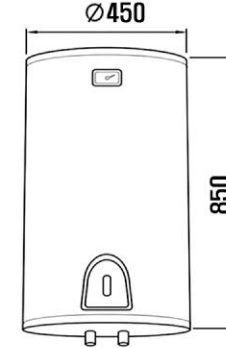


모델명	MSW-15L	MSW-15LU	MSW-302
저장용량	15L	15L	30L
제품중량	8KG	8KG	12KG
소비전력	1.5KW	1.5KW	2KW
정격전압	220V/60Hz	220V/60Hz	220V/60Hz
제품크기	355(W)·300(D)·355(H)	355(W)·300(D)·355(H)	477(W)·358(D)·477(H)

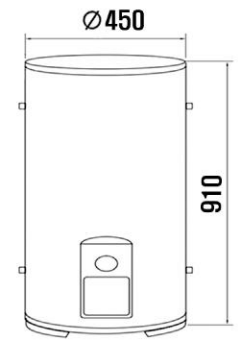
MSW-502A



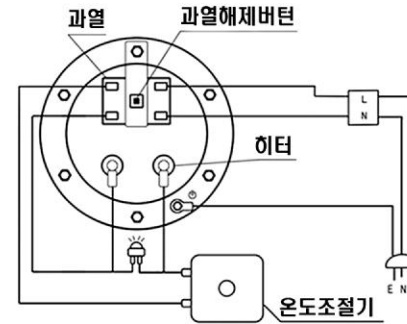
MSW-100L



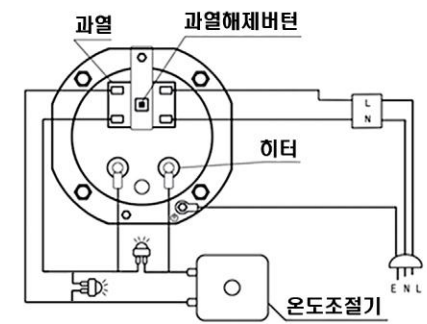
MSW-100LU



502A,100L 내부구조도



100LU 내부구조도



모델명	MSW-502A	MSW-100L	MSW-100LU
저장용량	50L	100L	100L
제품중량	16.5KG	36KG	38.5KG
소비전력	2KW	2KW	2KW
정격전압	220V/60Hz	220V/60Hz	220V/60Hz
제품크기	Ø 410·590	Ø 450·850	Ø 450·910